

Church Life Survey of New Zealand

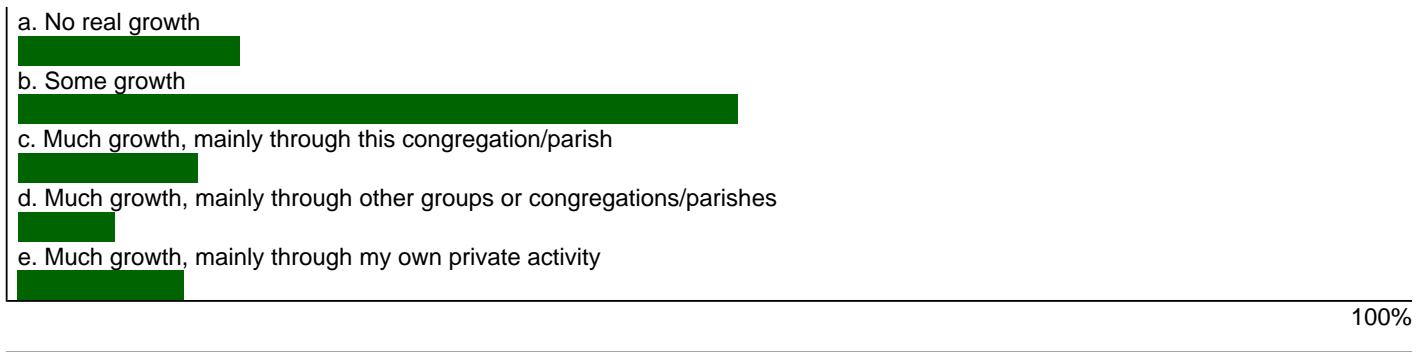
Report on Section C: You and Your Faith

C1: Over the last year, do you believe you have grown in your Christian faith?

353 out of 367 respondents answered this question

Response	Sample Church
a. No real growth	16.1%
b. Some growth	51.6%
c. Much growth, mainly through this congregation/parish	13.0%
d. Much growth, mainly through other groups or congregations/parishes	7.1%
e. Much growth, mainly through my own private activity	12.2%

Visually

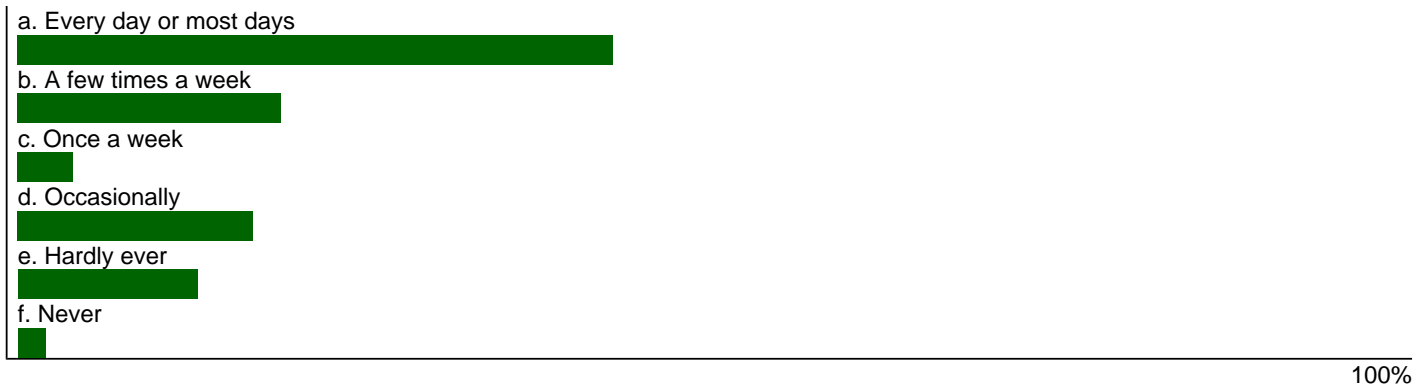


C2: How often do you spend time in private devotional activities (eg prayer, meditation, reading the Bible alone)?

352 out of 367 respondents answered this question

Response	Sample Church
a. Every day or most days	43.5%
b. A few times a week	19.3%
c. Once a week	4.3%
d. Occasionally	17.3%
e. Hardly ever	13.4%
f. Never	2.3%

Visually



C3: How often do you read the Bible on your own?

353 out of 367 respondents answered this question

Response	Sample Church
a. Every day or most days	10.8%
b. A few times a week	9.6%
c. Once a week	4.5%
d. Occasionally	23.5%
e. Hardly ever	29.5%
f. Never	22.1%

Visually

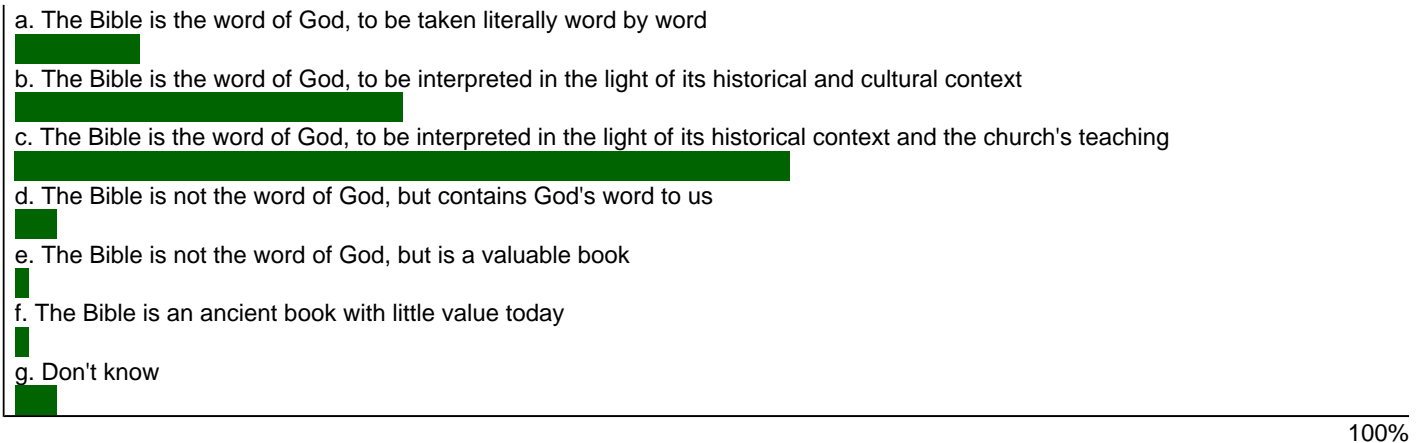


C4: Which statement comes closest to your view of the Bible?

349 out of 367 respondents answered this question

Response	Sample Church
a. The Bible is the word of God, to be taken literally word by word	9.2%
b. The Bible is the word of God, to be interpreted in the light of its historical and cultural context	27.5%
c. The Bible is the word of God, to be interpreted in the light of its historical context and the church's teaching	55.6%
d. The Bible is not the word of God, but contains God's word to us	2.9%
e. The Bible is not the word of God, but is a valuable book	1.1%
f. The Bible is an ancient book with little value today	1.1%
g. Don't know	2.6%

Visually



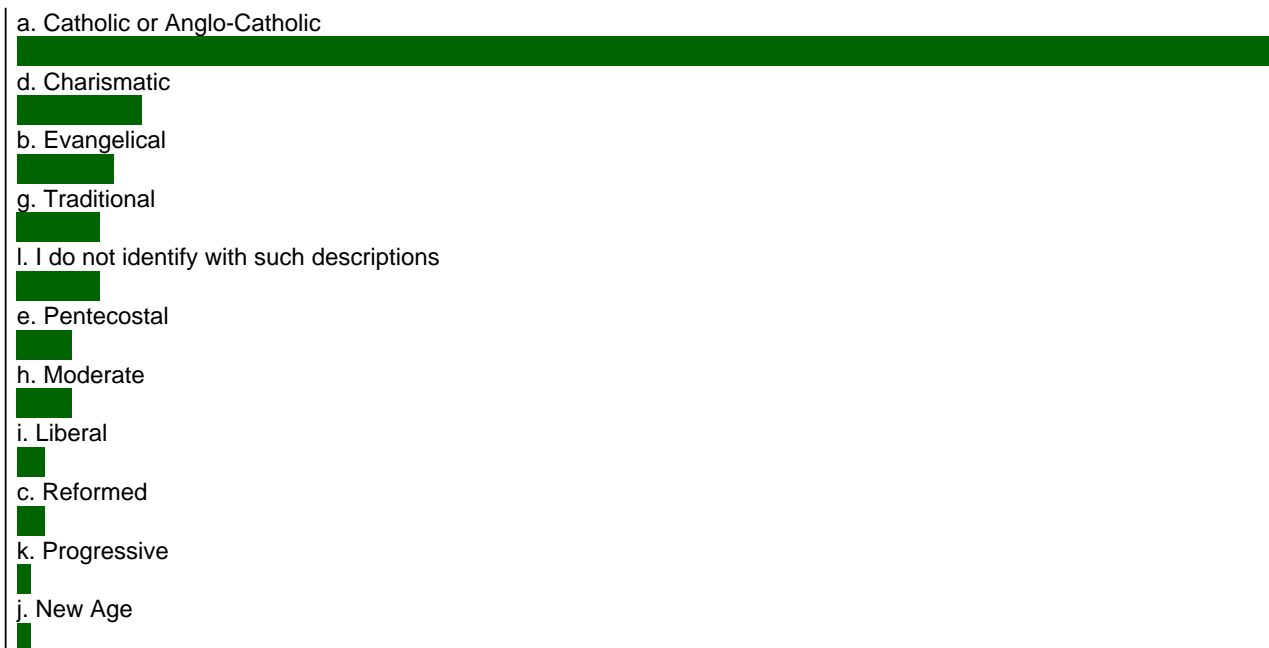
C5: Do you identify with any of the following approaches to matters of faith?

344 out of 367 respondents answered this question

Response	Sample Church
a. Catholic or Anglo-Catholic	91.3%
b. Evangelical	7.0%
c. Reformed	1.7%
d. Charismatic	9.0%
e. Pentecostal	3.8%
f. Fundamental	-
g. Traditional	5.8%
h. Moderate	3.8%
i. Liberal	2.0%
j. New Age	0.9%
k. Progressive	1.2%
l. I do not identify with such descriptions	5.8%

Because people can choose more than one response, the percentages in the above table will usually add up to more than 100.

Visually



100%

C6: I am aware of the presence of God while in my work place

322 out of 367 respondents answered this question

Response	Sample Church
a. Nearly always	25.2%
b. Usually	24.8%
c. Sometimes	25.5%
d. Occasionally	12.7%
e. Almost never	11.8%

Visually



C7: I am aware of the presence of God while in my community (eg sports, clubs, shops, school)

341 out of 367 respondents answered this question

Response	Sample Church
a. Nearly always	18.8%
b. Usually	16.7%
c. Sometimes	27.9%
d. Occasionally	19.1%
e. Almost never	17.6%

Visually

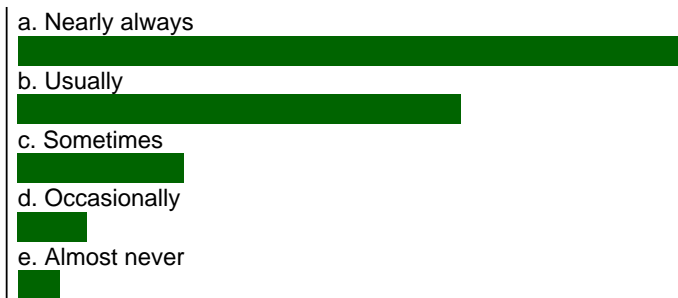


C8: I am aware of the presence of God while enjoying nature (eg parks, sunsets, animals, plants)

349 out of 367 respondents answered this question

Response	Sample Church
a. Nearly always	48.4%
b. Usually	31.5%
c. Sometimes	12.0%
d. Occasionally	5.4%
e. Almost never	2.6%

Visually



100%