

Church Life Survey of New Zealand

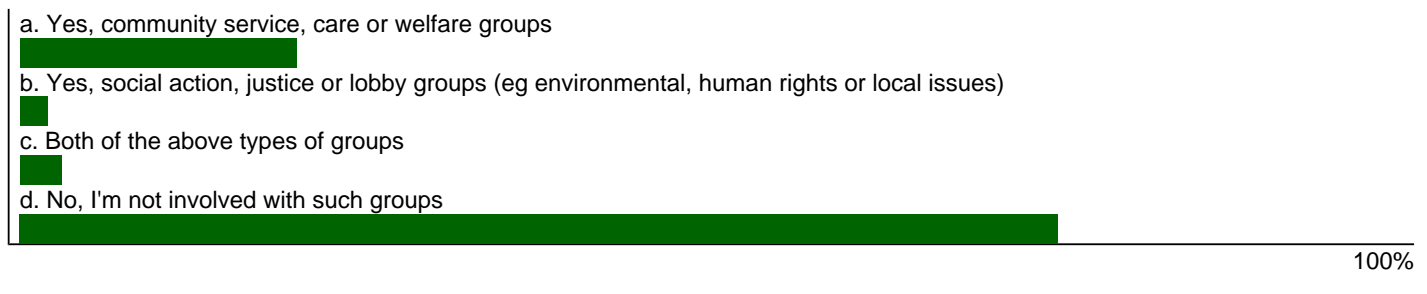
Report on Section D: You and Your Community

D1: Are you involved in any community service, social action or welfare groups NOT CONNECTED to this congregation/parish?

348 out of 367 respondents answered this question

Response	Sample Church
a. Yes, community service, care or welfare groups	19.8%
b. Yes, social action, justice or lobby groups (eg environmental, human rights or local issues)	2.3%
c. Both of the above types of groups	3.2%
d. No, I'm not involved with such groups	74.7%

Visually




D2: Do you agree that environmental issues are important for Christians?

356 out of 367 respondents answered this question

Response	Sample Church
a. Strongly agree	42.4%
b. Agree	43.5%
c. Neutral or unsure	11.0%
d. Disagree	2.2%
e. Strongly disagree	0.8%

Visually

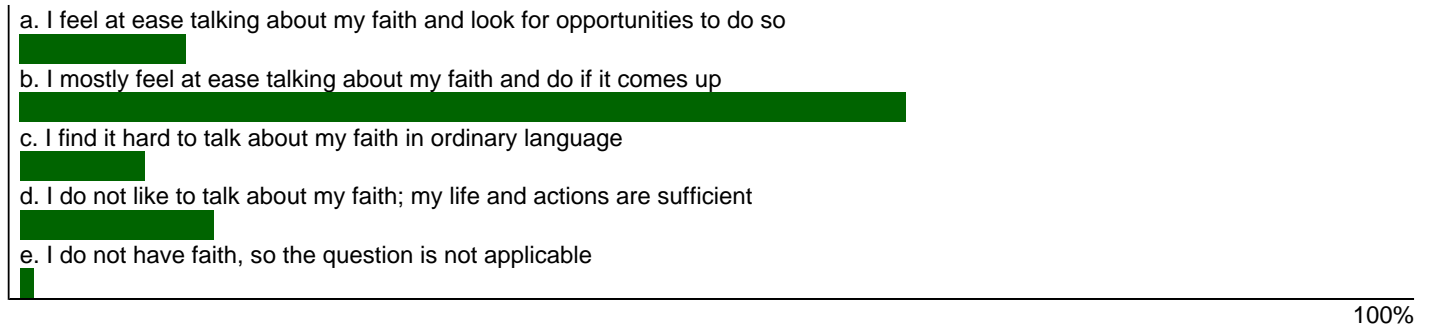


D3: Which of the following best describes your readiness to talk to others about your faith?

350 out of 367 respondents answered this question

Response	Sample Church
a. I feel at ease talking about my faith and look for opportunities to do so	12.3%
b. I mostly feel at ease talking about my faith and do if it comes up	64.0%
c. I find it hard to talk about my faith in ordinary language	8.9%
d. I do not like to talk about my faith; my life and actions are sufficient	14.0%
e. I do not have faith, so the question is not applicable	0.9%

Visually




D4: Would you be prepared to invite to a church service here any of your friends and relatives who do not currently attend church?

351 out of 367 respondents answered this question

Response	Sample Church
a. Yes, and I have done so in the past 12 months	23.4%
b. Yes, but I have not done so in the past 12 months	39.3%
c. Don't know	17.7%
d. No, probably not	18.8%
e. No, definitely not	0.9%

Visually



D5: Do you regularly take part in any activities of this church that reach out to the wider community (eg visitation, outreach, community service, social justice, welfare)?

354 out of 367 respondents answered this question

Response	Sample Church
a. Yes, in evangelistic or outreach activities	2.8%
b. Yes, in community service, social justice or welfare activities of this congregation	13.8%
c. Yes, in both of the above types of activities	2.8%
d. No, we don't have such activities	9.6%
e. No, I am not regularly involved	70.9%

Visually

