

# Church Life Survey of New Zealand

## Report on Section E: You and Your Involvement Here

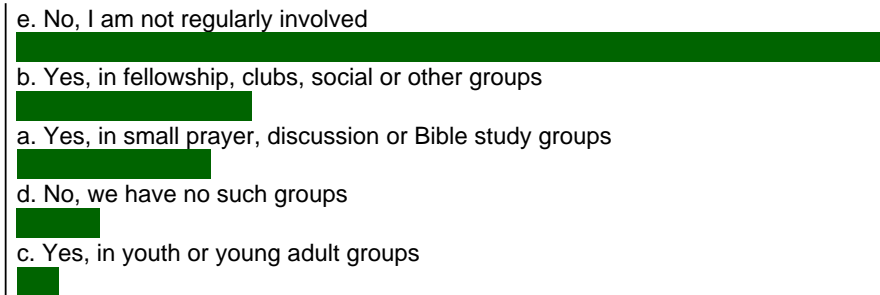
### E1: Are you regularly involved in any group activities here?

347 out of 367 respondents answered this question

Response	Sample Church
a. Yes, in small prayer, discussion or Bible study groups	14.1%
b. Yes, in fellowship, clubs, social or other groups	17.3%
c. Yes, in youth or young adult groups	3.5%
d. No, we have no such groups	6.1%
e. No, I am not regularly involved	63.1%

Because people can choose more than one response, the percentages in the above table will usually add up to more than 100.

Visually



100%

## E2: Do you currently perform any of these leadership or ministry roles here?

346 out of 367 respondents answered this question

Response	Sample Church
a. Teaching or preaching at church services	1.2%
b. Music ministry (eg choir, organist, band)	6.1%
c. Lead, plan or assist in church services (eg worship leader, liturgical assistant)	7.8%
d. Oversight of the church (eg elder, parish council, wardens)	1.2%
e. Member of a committee or task force	3.8%
f. Pastoral care role (eg visitation of the sick, the elderly)	6.4%
g. Small group leadership among adults (eg Bible study groups, prayer groups)	3.2%
h. Adult social group leadership	1.2%
i. Children's ministry role (under 12s)	2.6%
j. Youth ministry role / youth group leadership	1.2%
k. Religious education teacher / scripture teacher in schools	2.0%
l. Preparing adults for membership, marriage or sacraments	1.2%
m. Another role not mentioned above	15.0%
n. No such leadership or ministry role	61.8%

Because people can choose more than one response, the percentages in the above table will usually add up to more than 100.

Visually



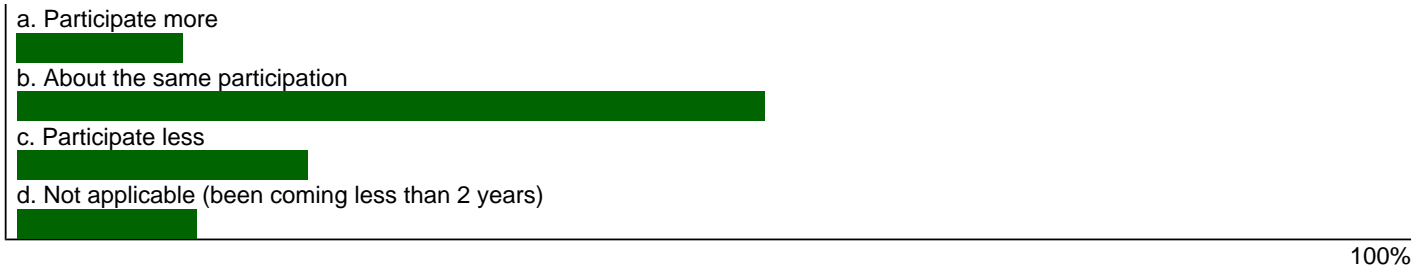
100%

**E3: How much do you think you participate in the activities of the church/parish, compared to two years ago?**

353 out of 367 respondents answered this question

Response	Sample Church
a. Participate more	12.5%
b. About the same participation	53.5%
c. Participate less	21.0%
d. Not applicable (been coming less than 2 years)	13.0%

Visually




**E4: Have this congregation's leaders encouraged you to find and use your gifts and skills here?**

339 out of 367 respondents answered this question

Response	Sample Church
a. Yes, to a great extent	12.4%
b. Yes, to some extent	27.4%
c. Yes, to a small extent	25.7%
d. Not at all	34.5%

Visually

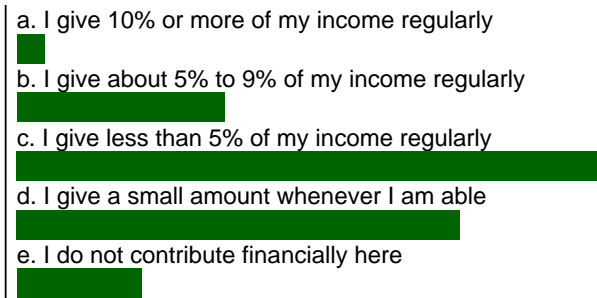


### E5: About how much do you give financially to this congregation?

351 out of 367 respondents answered this question

Response	Sample Church
a. I give 10% or more of my income regularly	2.3%
b. I give about 5% to 9% of my income regularly	14.8%
c. I give less than 5% of my income regularly	41.9%
d. I give a small amount whenever I am able	31.9%
e. I do not contribute financially here	9.1%

Visually



100%