

Church Life Survey of New Zealand

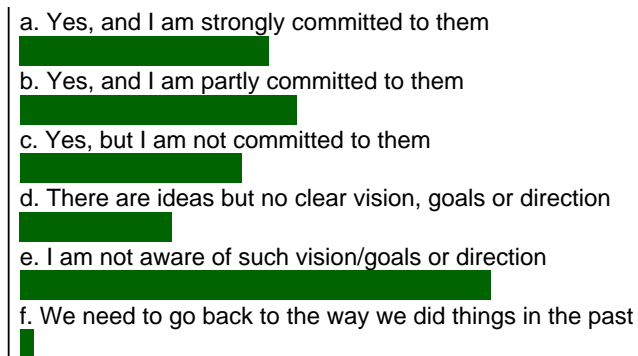
Report on Section F: Leadership and Direction

F1: Does this congregation/parish have a clear vision, goals or direction for its ministry and mission?

339 out of 367 respondents answered this question

Response	Sample Church
a. Yes, and I am strongly committed to them	18.0%
b. Yes, and I am partly committed to them	20.4%
c. Yes, but I am not committed to them	16.2%
d. There are ideas but no clear vision, goals or direction	10.6%
e. I am not aware of such vision/goals or direction	33.6%
f. We need to go back to the way we did things in the past	1.2%

Visually



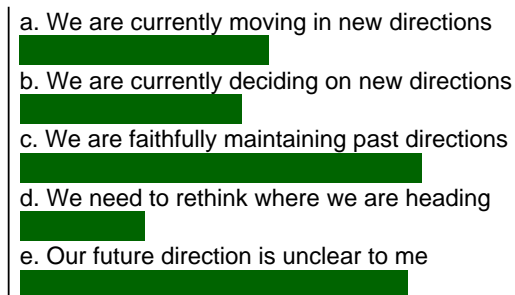
100%

F2: Of the following, which one best describes your opinion of the future direction of this congregation/parish?

335 out of 367 respondents answered this question

Response	Sample Church
a. We are currently moving in new directions	17.9%
b. We are currently deciding on new directions	16.4%
c. We are faithfully maintaining past directions	29.3%
d. We need to rethink where we are heading	8.7%
e. Our future direction is unclear to me	27.8%

Visually



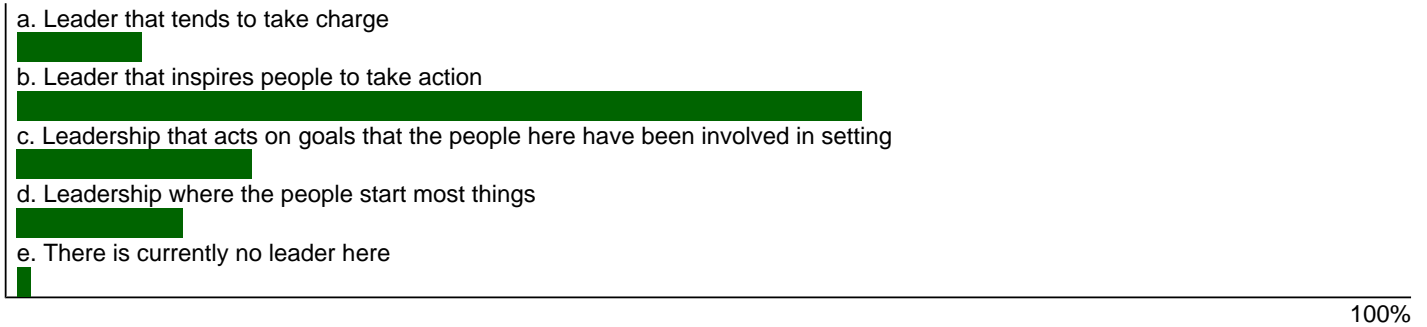
100%

F3: Which one of the following is the best description of the style of leadership of your minister, pastor or priest?

341 out of 367 respondents answered this question

Response	Sample Church
a. Leader that tends to take charge	8.5%
b. Leader that inspires people to take action	61.0%
c. Leadership that acts on goals that the people here have been involved in setting	17.0%
d. Leadership where the people start most things	12.0%
e. There is currently no leader here	1.5%

Visually

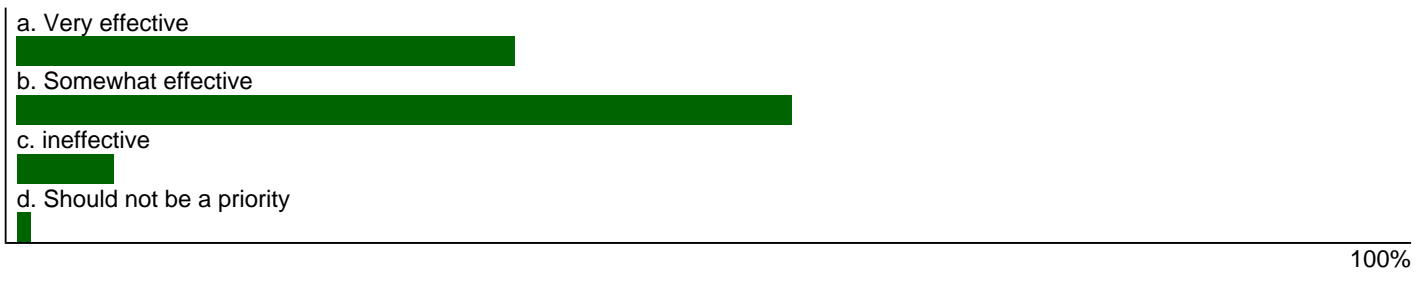


F4: In your opinion, how effective is your church at telling others the Good News of Christ?

346 out of 367 respondents answered this question

Response	Sample Church
a. Very effective	35.8%
b. Somewhat effective	56.1%
c. ineffective	6.6%
d. Should not be a priority	1.4%

Visually

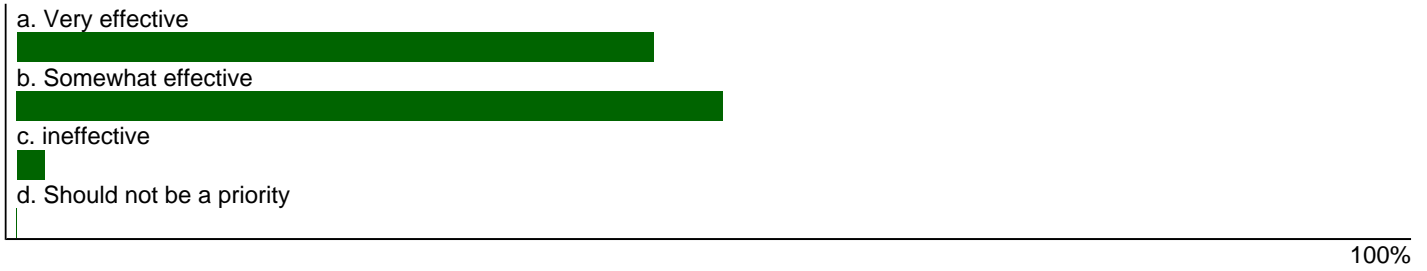


F5: In your opinion, how effective is your church at teaching, baptising, and nurturing new members?

345 out of 367 respondents answered this question

Response	Sample Church
a. Very effective	46.1%
b. Somewhat effective	51.3%
c. ineffective	2.3%
d. Should not be a priority	0.3%

Visually




F6: In your opinion, how effective is your church at responding to human need by loving service?

343 out of 367 respondents answered this question

Response	Sample Church
a. Very effective	51.0%
b. Somewhat effective	45.2%
c. ineffective	3.8%
d. Should not be a priority	-

Visually

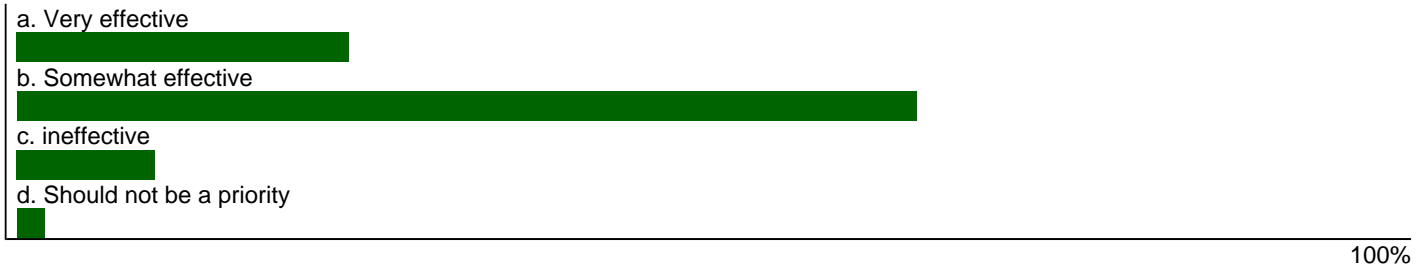


F7: In your opinion, how effective is your church at confronting injustices in society?

327 out of 367 respondents answered this question

Response	Sample Church
a. Very effective	23.5%
b. Somewhat effective	64.5%
c. ineffective	10.4%
d. Should not be a priority	1.5%

Visually

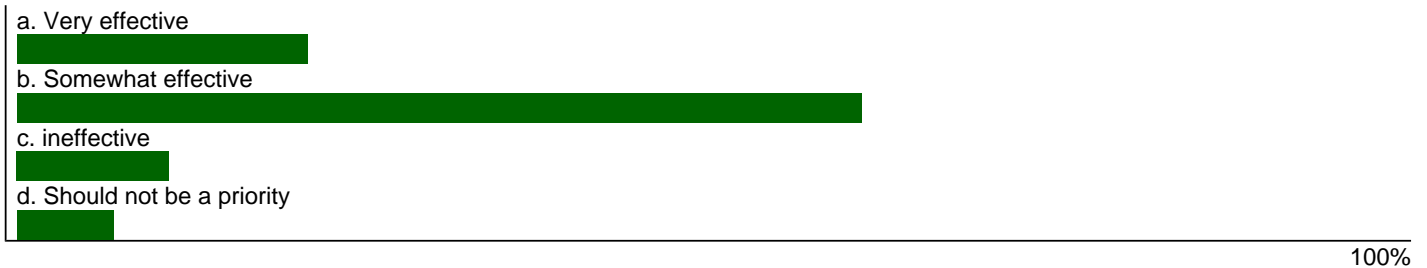


F8: In your opinion, how effective is your church at actively caring for the environment?

335 out of 367 respondents answered this question

Response	Sample Church
a. Very effective	20.9%
b. Somewhat effective	60.6%
c. ineffective	11.3%
d. Should not be a priority	7.2%

Visually

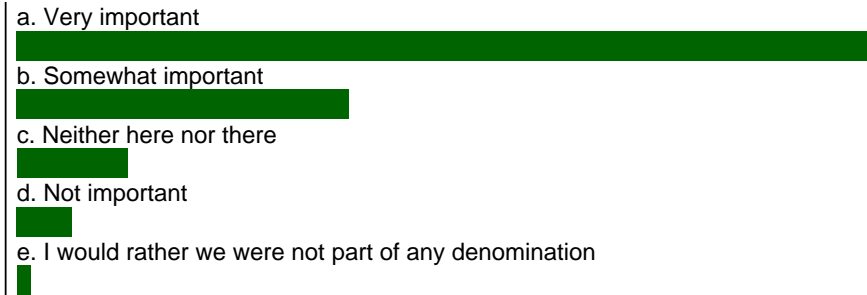


F9: How important is it to you that this congregation is part of this denomination(s)?

341 out of 367 respondents answered this question

Response	Sample Church
a. Very important	62.5%
b. Somewhat important	24.0%
c. Neither here nor there	7.9%
d. Not important	4.1%
e. I would rather we were not part of any denomination	1.5%

Visually



100%

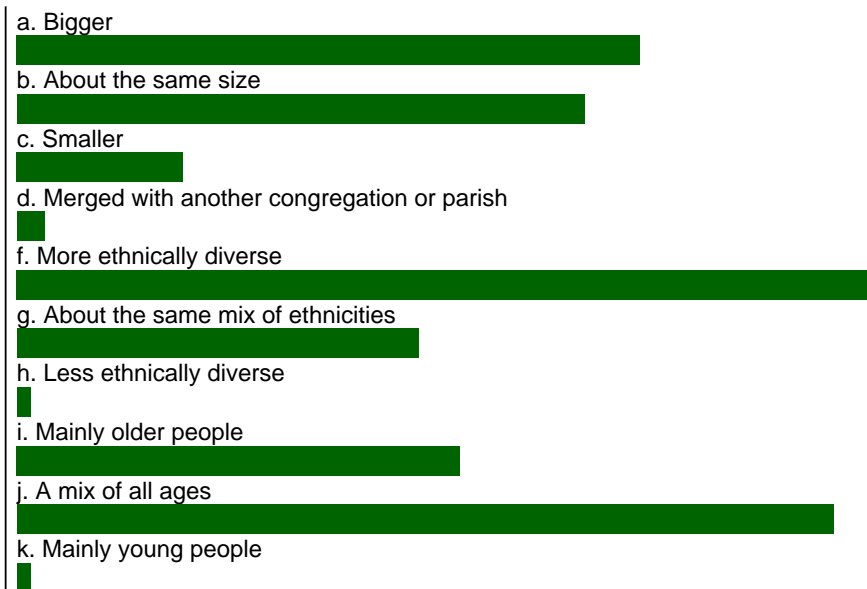
F10: What do you think this congregation will look like in 10 years time?

354 out of 367 respondents answered this question

Response	Sample Church
a. Bigger	44.9%
b. About the same size	41.0%
c. Smaller	12.1%
d. Merged with another congregation or parish	2.0%
e. Closed down	-
f. More ethnically diverse	61.6%
g. About the same mix of ethnicities	28.5%
h. Less ethnically diverse	1.1%
i. Mainly older people	31.9%
j. A mix of all ages	59.3%
k. Mainly young people	0.6%

Because people can choose more than one response, the percentages in the above table will usually add up to more than 100.

Visually



100%